
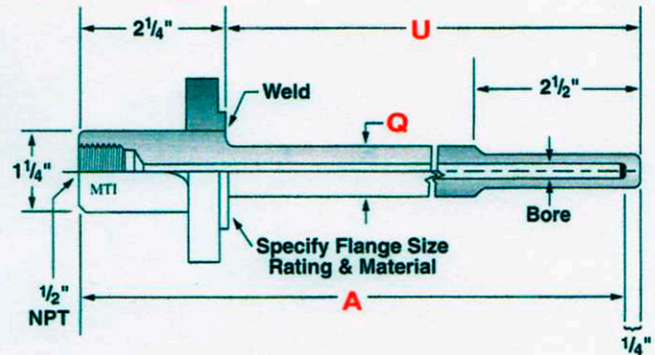


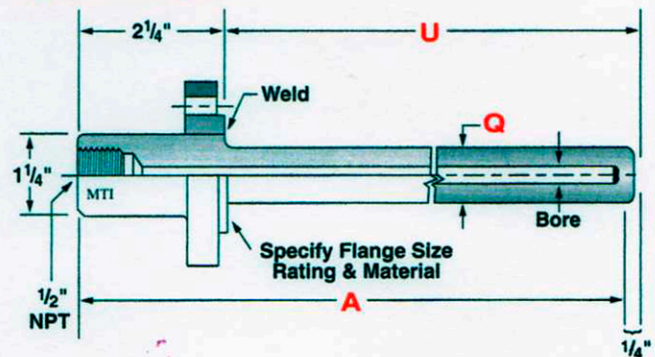
FLANGED THERMOWELLS



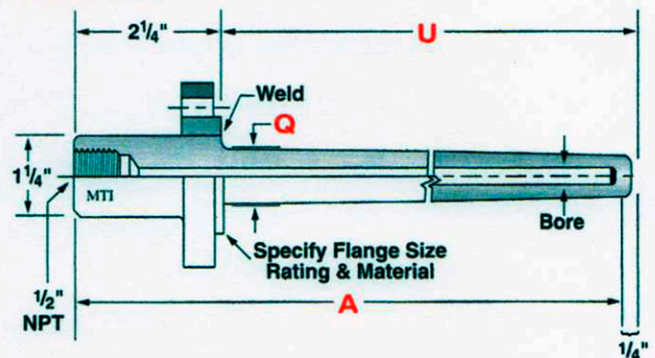
Style ST (Stepped)



Style S (Straight)



Style T (Tapered)



Order Code	Shank Diameter Q	Bore	Style
703ST	3/4"	.260	Stepped
702ST	7/8"	.385	Stepped
703S	3/4"	.260	Straight
702S	7/8"	.385	Straight
703T	7/8"	.260	Tapered
702T	1 1/16"	.385	Tapered

Flange Code		
Size	Rating	Design
1"	150#	RF = RAISED FACE
1 1/2"	300#	FF = FLAT FACE
2"	600#	
2 1/2"	900#	
3"	1500#	RTJ = RING JOINT

Easy to Order...

Need Help? (800) 255-5638

703ST

Style Select
Order Code
part number from the above table

R

Material

P = 304 SS
R = 316 SS
Q = 310 SS
J = I 600
M = Monel
T = Tantalum
O = Specify

(see page 17)

1 1/2" x 150# RF

Flange Code
Select Flange Code:
Size, Rating and Design
Flange material same as shank unless noted.

5"

U
Insertion Length
Measured from the bottom of the flange to the tip of the thermowell (in Inches)